

Tender specification:

Stainless steel distributor/collector “Multidis SF” for surface heating and cooling systems, item no. 14043, with valve inserts M 30 x 1.5 convertible to thermostatic operation and integrated flow measuring and regulating devices, pre-assembled.

Stainless steel flow distributor (1.4301) with integrated flow measuring and regulating devices, nickel plated nipples, G $\frac{3}{4}$ male threaded connection according to DIN EN 16313 (cone “Euro”) for Oventrop compression fittings, nickel plated collar nut with G 1 female thread for the direct connection of a flat sealing ball valve, e.g. Oventrop item no. 14063/64/6583 or 14063/64/6584, fill and drain ball valve with connection for a DN 15 hose connection, e.g. Oventrop item no. 1034552, nickel plated vent plug G $\frac{1}{2}$ with rotating outlet and nickel plated blind plug G $\frac{3}{4}$.

Stainless steel return collector (1.4301) with valve inserts M 30 x 1.5, nickel plated nipples, G $\frac{3}{4}$ male threaded connection according to DIN EN 16313 (cone “Euro”) for Oventrop compression fittings, nickel plated collar nut with G 1 female thread for the direct connection of a flat sealing ball valve, e.g. Oventrop item no. 14063/64/6583 or 14063/64/6584, fill and drain ball valve with connection for a DN 15 hose connection, e.g. Oventrop item no. 1034552, nickel plated vent plug G $\frac{1}{2}$ with rotating outlet and nickel plated blind plug G $\frac{3}{4}$.

Brackets made of galvanised steel for the installation of the distributor/collector in the cabinet or onto the wall are loosely added. The sound insulation of the brackets corresponds to DIN 4109, sound-insulation in building construction.

Technical data:

Max. operating temperature t_s :	80 °C
Max. operating pressure p_s :	6 bar
Max. differential pressure:	1 bar
k_{VS} -value:	1.1 m ³ /h (item no. 14043, with flow measuring and regulating devices 0-5 l/min.)

Tender specification:

Stainless steel distributor/collector “Multidis SF” for surface heating and cooling systems, item no. 14045, with valve inserts M 30 x 1.5 convertible to thermostatic operation and integrated regulating inserts, pre-assembled.

Stainless steel flow distributor (1.4301) with integrated regulating inserts, other details like item no. 14043.

Stainless steel return collector (1.4301), like item no. 14043.

Brackets like item no. 14043

Technical data:

Max. operating temperature t_s :	80 °C
Max. operating pressure p_s :	6 bar
Max. differential pressure:	1 bar
k_{VS} -value:	1.9 m ³ /h (item no. 14045, with regulating inserts)

Application:

The Oventrop distributors/collectors are designed for surface heating and cooling systems with circulation pump. They are part of the Oventrop surface heating and cooling system “Cofloor”.

The supply and return pipe may be connected either on the left or right hand side.


The brackets allow the fixing of the distributor/collector in the cabinet or directly onto the wall.

When using a heat meter, its lengths have to be taken into consideration when choosing the cabinet. To enlarge the depth of the cabinet, the frame and the door have to be pulled out.


The ball valve DN 25 with temperature sensor connection M 10 x 1, Oventrop item no. 1406708, can be used at the supply of the stainless steel distributor/collector.

Oventrop offers suitable compression fittings for all types of pipe, for instance composition pipes “Copipe”, PE-Xc pipes “Copex”, PE-RT pipes “Copert” and copper pipes.

The installation instructions are to be observed.



Stainless steel distributor/collector, item no. 14043



Stainless steel distributor/collector, item no. 14045



Ball valve DN 20/DN 25, flat sealing

**“Multidis SF” Stainless steel distributor/collector
for surface heating and cooling systems
(supply 0-5 l/min.)**

Function:

The Oventrop stainless steel distributors/collectors “Multidis SF” allow a central distribution of heating/cooling water to the different circuits of each dwelling unit.

It is recommended to equip the distributors/collectors with ball valves (see ball valve dimensions). They enable the isolation of the supply and return pipe, e.g. for maintenance work.

For filling and flushing the heating circuits, the distributor/collector is equipped with fill and drain ball valves with a connection for a DN 15 hose connection, e.g. Oventrop item no. 1034552.

The installation may be bled during the filling process and when the heating system is in operation via the vent plug.

When choosing the operating fluid, the latest technical status has to be considered (e.g. VDI 2035 – Avoidance of damage to hot water heating systems).

As for distributor/collector item no. 14045, hydronic balancing is carried out with the help of the integrated inserts of the flow distributor.

As for the distributor/collector item no. 14043, the calculated volume flow is set at the handwheel of the flow measuring and regulating device. The set value can be read off at the viewing glass with scale (0-5 l/min.). Each heating/cooling circuit can be isolated without modification of the set flow rate which means that the set flow rate is restored after reopening an isolated heating/cooling circuit. The functions “setting” and “isolation” are thus autonomous.

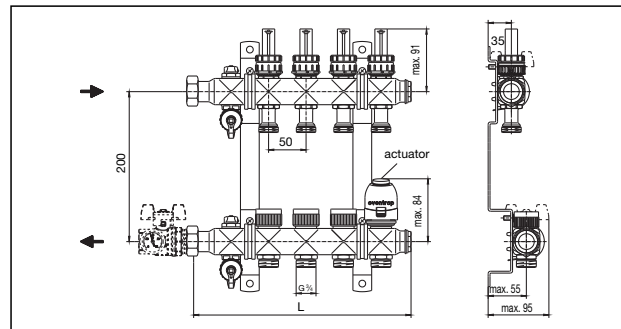
As for the distributor/collector item no. 14045, regulation is carried out according to the below chart. The calculated volume flow is set at the hidden stem of the regulating insert. A reproducible presetting is possible.

Oventrop offers a calculation programme for the design of a surface heating with the Oventrop pipes “Copipe”, “Copex” and “Copert”.

The valve inserts M 30 x 1.5 in the return pipe which are convertible to thermostatic operation allow the individual room temperature control prescribed in the German Energy Saving Directive. The Oventrop electrothermal actuators and room thermostats or thermostats with remote control are used for this purpose (see catalogue “Products”, product range 2).

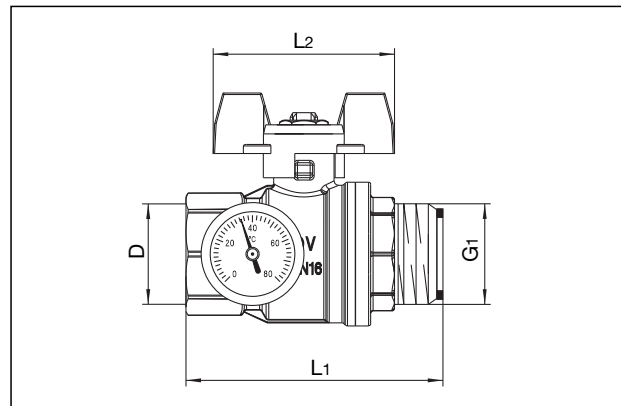
Advantages:

- all components from one supplier
- time-saving installation due to pre-assembled distributors/collectors, no sealing required
- hydronic balancing as well as the regulation of the surface heating and cooling system can be carried out at the compact, central distributor/collector
- stainless steel distributors/collectors guarantee a high quality standard
- corrosion resistant
- good hydronic values
- low installation depth when installing electrothermal actuators
- optional connection of a heat meter for the central registration of the heat output
- the Oventrop “Combi-System” with the composition pipes “Copipe”, press fittings “Cofit P” and screwed fittings “Cofit S” allows a fast and safe connection of the distributor/collector to the risers
- the Oventrop programme includes composition pipes “Copipe”, PE-Xc pipes “Copex”, PE-RT pipes “Copert” as well as suitable connection fittings for surface heating and cooling circuits
- standard pipes of other manufacturers may also be connected with Oventrop pipe connection fittings



Item no.	Outlets	Length (L)	Length with ball valves e.g. 14064/6583
1404352	2	190 mm	263 mm
1404353	3	240 mm	313 mm
1404354	4	290 mm	363 mm
1404355	5	340 mm	413 mm
1404356	6	390 mm	463 mm
1404357	7	440 mm	513 mm
1404358	8	490 mm	563 mm
1404359	9	540 mm	613 mm
1404360	10	590 mm	663 mm
1404361	11	640 mm	713 mm
1404362	12	690 mm	763 mm

Dimensions stainless steel distributor/collector “Multidis SF”



Item no.	Size	D	L1	L2
1406383	DN 20	G ¾	55 mm	55 mm
1406384	DN 25	G 1	80 mm	60 mm
1406483 (with thermometer and red T-handle)	DN 20	G ¾	73 mm	60 mm
1406583 (with thermometer and blue T-handle)	DN 20	G ¾	73 mm	60 mm
1406484 (with thermometer and red T-handle)	DN 25	G 1	85 mm	60 mm
1406584 (with thermometer and blue T-handle)	DN 25	G 1	85 mm	60 mm

Dimensions ball valves

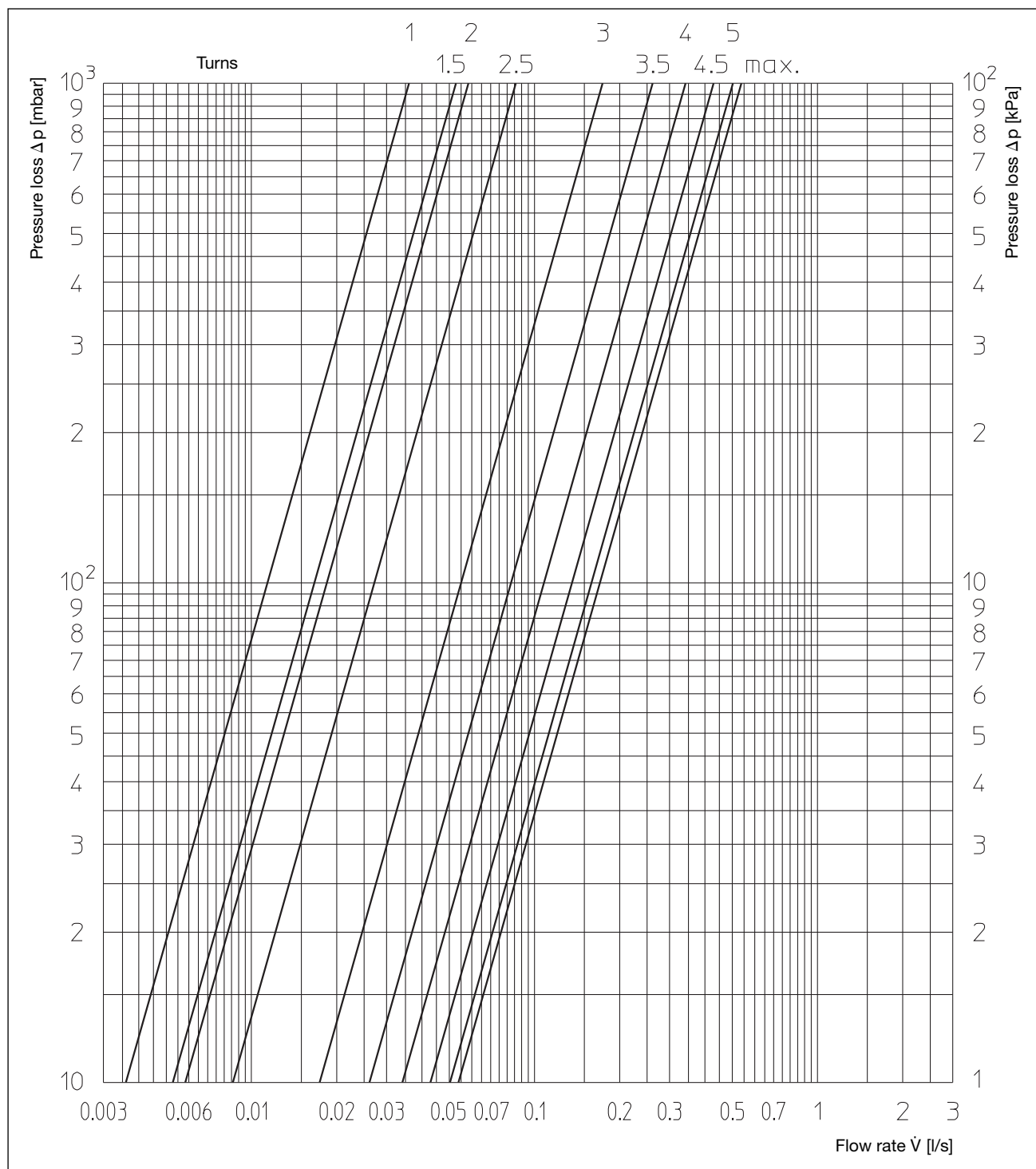


Chart for stainless steel distributor/collector item no. 14045: Valve insert open and regulating insert for different presetting values

Subject to technical modification without notice.

Product range 2
ti 229-EN/10/MW
Edition 2015

For an overview of our global
presence visit www.oventrop.de

OVENTROP GmbH & Co. KG
Paul-Oventrop-Straße 1
D-59939 Olsberg, Germany
Telephone +49(0)2962 82-0
Fax +49(0)2962 82-450
E-Mail mail@oventrop.de
Internet www.oventrop.de